

# PowerSpace P2600A

versatile power amplifier



## Product Description

Ideal for zone-expansion applications, Bose PowerSpace amplifiers enhance any premium commercial sound installation with clean, reliable power — and digital connectivity. A Bose AmpLink input allows for multiple channels of uncompressed, low-latency digital audio from Bose DSPs via a single Cat 5 cable. The PowerSpace P2600A provides 600 watts per channel and features versatile outputs that give you the flexibility to deliver full channel power to either low- or high-impedance loads — without bridging — and even send double power to a single zone. For premium commercial applications, Bose PowerSpace amplifiers provide the power and performance to get the job done — pure and simple.

## Applications

- Retail stores
- Restaurants and bars
- Hospitality venues
- Conference centers
- Schools
- Auxiliary zones

## Key Features

**600 watts per channel** and compatible with Bose loudspeakers, DSPs, and controls to create complete commercial sound systems

**Bose AmpLink input** for simplified multichannel digital audio connection to compatible DSPs, reducing terminations and related points of failure

**Load-independent outputs** deliver full channel power to either low-impedance (4-8  $\Omega$ ) or high-impedance (70/100V) loads without bridging

**I-Share output** delivers 2x power level into low-impedance (2-4  $\Omega$ ) or high-impedance (70/100V) loads by combining the current of both channels

**Auto-standby mode** saves power when audio signal falls below a set threshold after 20 minutes, then wakes when audio returns

# PowerSpace P2600A

versatile power amplifier

## Technical Specifications


POWER RATING		
Amplifier Power	2x 600 W (THD+N < 0.04%, 1 kHz, 4-8 Ω, 70/100V)	
I-Share Mode Power	1x 1200 W (2-4 Ω, 70/100V)	
Gain (Low-Z mode)	35 dB	
Gain (70V mode)	35 dB	
Gain (100V mode)	38 dB	
AUDIO PERFORMANCE		
Frequency Response	4-8 Ω: 20 Hz - 20 kHz (+/- 1 dB @ 1 W); 70/100V: Same as 4-8 Ω with 50 Hz high-pass filter	
Channel Separation (Crosstalk)	> 80 dB @ 1 kHz, > 65 dB @ 20 kHz	
Dynamic Range	≥ 100 dBA (at rated power)	
Audio Latency	< 1 ms (any analog or AmpLink input to loudspeaker output)	
AUDIO INPUTS	ANALOG	AMPLINK
Input Channels	2 balanced	8 digital
Connectors	6-pin Euroblock	RJ-45 (Input)
Input Impedance	10 kΩ	
Maximum Input Level	22 dBu (at 14 dBu sensitivity setting)	
Sensitivity	-10 dBV / 4dBu / 14 dBu	
AUDIO OUTPUTS	SPEAKER	AMPLINK
Outputs	2	8 digital
Connectors	4-terminal block	RJ-45 (Thru)
INDICATORS AND CONTROLS		
Power LED	Solid white: Power is on. Blinking white: Unit is in auto standby mode. Solid red: Power supply fault. Blinking Red: Thermal fault.	
Input Signal LED	Green: Signal present. Amber: Input is near clipping. Red: Input is clipping.	
Output Limit LED	Amber: Amplifier limiting an output. Blinking red: Amplifier muted. Solid red: Amplifier or thermal fault.	
Controls, Front Panel	Power On/Off	
Controls, Rear Panel	Amplifier mode DIP switches, input sensitivity switch, input select dial, mute, output attenuators.	
ELECTRICAL		
Mains Voltage	100 VAC - 240 VAC (±10%, 50/60 Hz)	
AC Power Consumption	120 VAC: 25 W (Auto standby), 570 W (Max)	230 VAC: 25 W (Auto standby), 570 W (Max)
Mains Connector	Standard IEC (C14)	
Protections	V <sup>peak</sup> /V <sup>rms</sup> limiters, high temperature, output short, extra high frequency (EHF), excessively low or high AC line voltage	
PHYSICAL		
Operational Temperature Range	0 °C to 40 °C	
Storage Temperature Range	-40 °C to 70 °C	
Dimensions (H × W × D)	44 × 483 × 420 mm (1.7 × 19.0 × 16.5 in)	
Net Weight	6.2 kg (13.7 lb)	
Shipping Weight	8.2 kg (18.1 lb)	
Cooling System	Microprocessor-controlled variable-speed fans, front-to-back air flow	

# PowerSpace P2600A

versatile power amplifier



- 1 POWER SWITCH** - In/Out standby mode
- 2 POWER LED**  
Solid white LED indicates power is ON  
Blinking white LED indicates the unit is in auto standby mode  
Solid red LED indicates a power supply fault  
Blinking red LED indicates a thermal fault
- 3 INPUT 1, 2 SIGNAL LED** - Each LED operates independently  
Green LED indicates signal is present  
Amber LED indicates signal is near clipping  
Red LED indicates clipping
- 4 OUTPUT 1, 2 LIMIT LED** - Each LED operates independently  
LED is amber when the amplifier is limiting the corresponding output due to exceeding the outputs'  $V_{peak}$  or  $V_{rms}$  limits  
LEDs will display solid red if an amplifier fault is detected  
LEDs will blink red when all outputs are muted

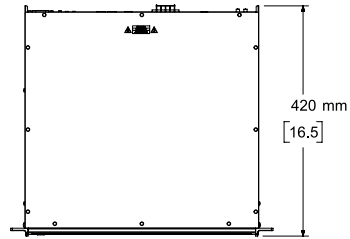


- 1 OUTPUT ATTENUATION 1, 2** - Output attenuators for each output. Turn the controls clockwise to decrease attenuation and counter-clockwise to increase attenuation
- 2 MUTE** - Contact closure connection where a short across the mute connector will mute all outputs. Mute polarity can be inverted by a DIP switch
- 3 OUTPUT** - 4-terminal block connector for loudspeaker connections. Each channel can deliver up to 600 watts regardless of load into 4  $\Omega$ , 8  $\Omega$ , 70V, or 100V. Outputs can be I-Shared
- 4 DIP SWITCHES** - A bank of switches used to set amplifier configuration
- 5 INPUT SELECT** - Dial selects if analog or AmpLink audio inputs are used. The default state is analog 1:1
- 6 AMPLINK** - INPUT RJ-45 connector that receives up to 8 digital channels from a Bose AmpLink product. The amp also supports a THRU path for daisy-chaining all 8 digital audio channels to up to 8 other Bose AmpLink products, at a maximum distance of 10 m between products.  
**CAUTION:** Shielded EIA/TIA 568B straight Cat 5 cable, or equivalent, is required for proper AmpLink operation, 1 m cable included. Unshielded cable is not supported and may cause AmpLink to operate improperly. Do NOT connect either RJ-45 port to an Ethernet-based network
- 7 ANALOG INPUTS** - Balanced 6-pin Euroblock line-level input connector
- 8 UPDATE** - Firmware updates
- 9 GAIN/SENSITIVITY** - Slide switch to set gain/sensitivity setting
- 10 AC INLET** - Removing the AC cord when the amplifier is on is equivalent to powering down using the front panel power switch and is an acceptable power-down method

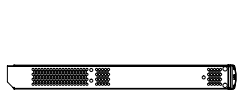
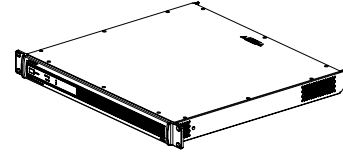
# PowerSpace P2600A

versatile power amplifier

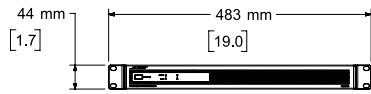
## Mechanical Diagrams



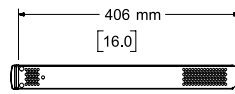
Top View



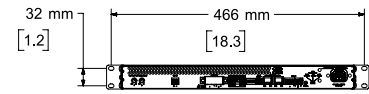
Left View



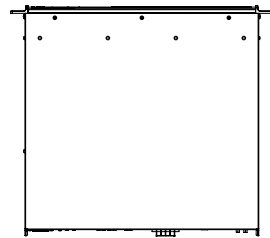
Front View



Right View



Rear View



Bottom View

NOTES:  
1. DIMENSIONS ARE IN MILLIMETERS OVER INCHES