

Remote Amp With Zone Selector

# RM-05A



## RM-05

### OVERVIEW

RM-05A is Remote Control Amplifier exclusively for PAM-Series.

With the Select Button for five regions, it can broadcast selectively. It outputs Chime when broadcasting microphone. When not wanted, Chime can be simply removed and high quality broadcasting is available through high sensitivity condenser microphone.

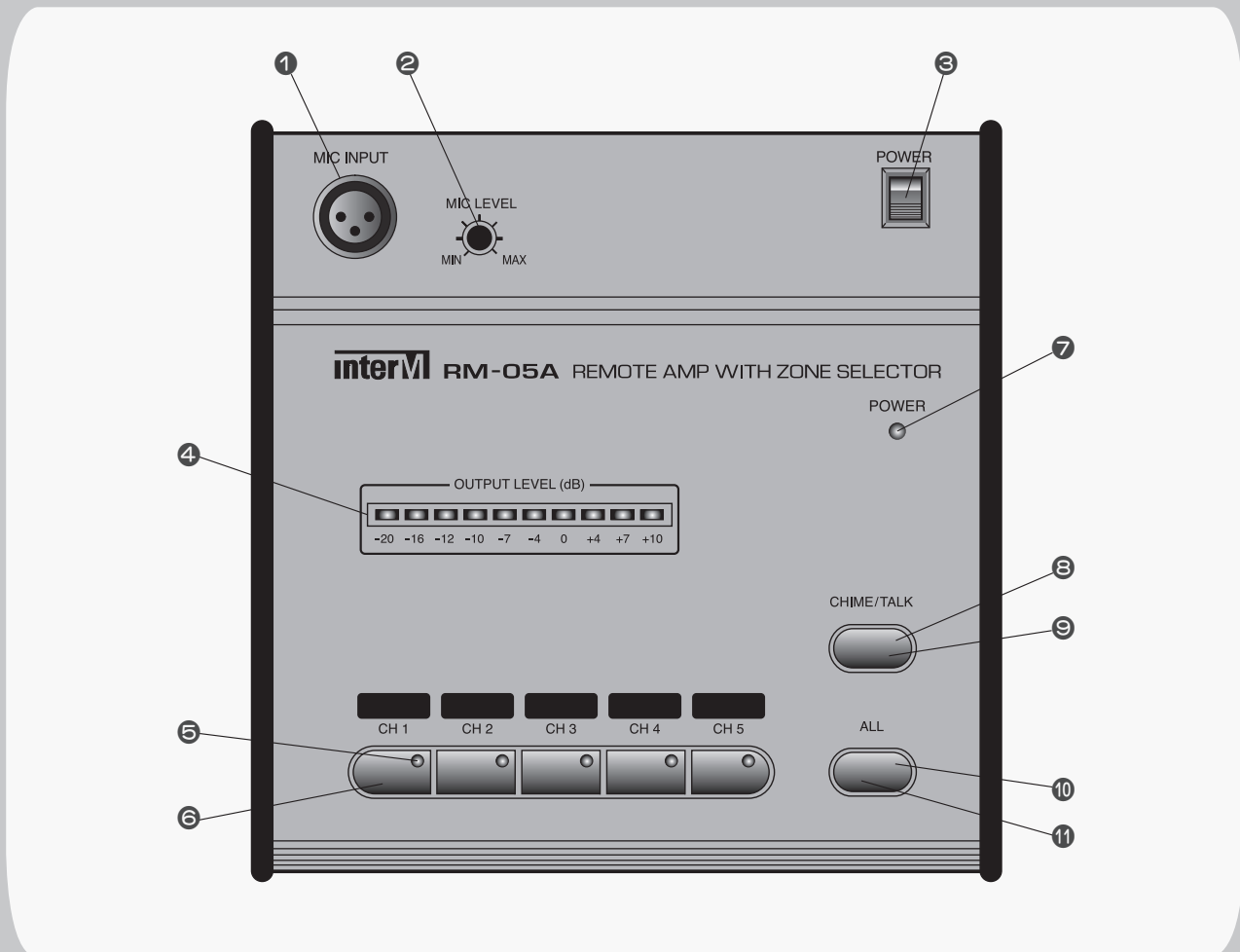
### FEATURES

- ⊕ SPEAKER LINE CONTROL
- ⊕ CHIME AND TALK FUNCTION
- ⊕ OUTPUT LEVEL METER
- ⊕ MIC BROADCASTING
- ⊕ EXCLUSIVE USE FOR PAM-240A, PCT-610/620
- ⊕ MUTE FUNCTION FORB CHIME OUT



# Remote Amp With Zone Selector

## FRONT PANEL



**1** MIC INPUT JACK

**2** LEVEL CONTROL

Turn clockwise to increase and counter clockwise to decrease the microphone volume level.

**3** POWER SWITCH

**4** OUTPUT LEVEL METER

Indicates the signal output level between  $-20\text{dB}$  and  $+10\text{dB}$ .

**5** ZONE/CHANNEL LED INDICATOR

Visual indication of the selected channel.

**6** ZONE/CHANNEL SELECTION SWITCH

Allows any combination of CH1–CH5 to be selected for broadcast of voice messages.

**7** POWER LED

**8** CHIME/TALK SWITCH LED

Indicates when the chime talk switch is pressed.

**9** CHIME/TALK SWITCH

Used to broadcast to the selected channels. A pre-announcement chime option is available by adjustment of the internal jumper settings.

**10** ALL ZONE LED INDICATOR

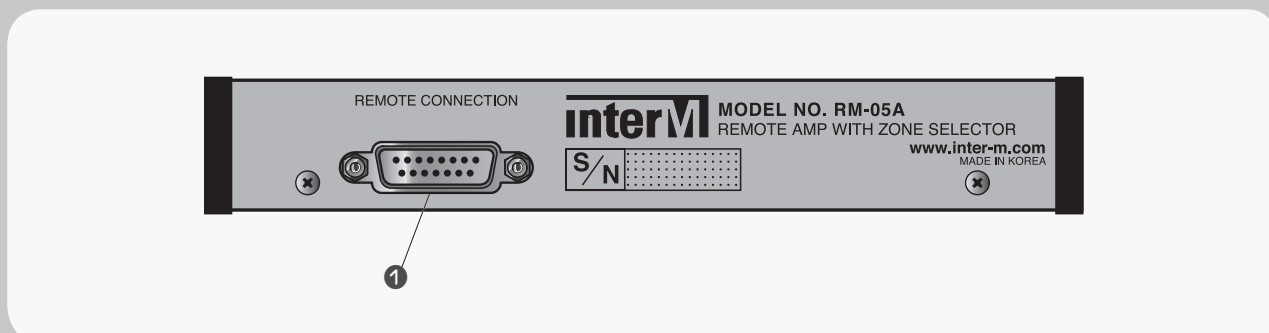
Visual indication that all channels have been selected for broadcast.

**11** ALL ZONE SELECTION SWITCH

Selects all channels for broadcast.

# Remote Amp With Zone Selector

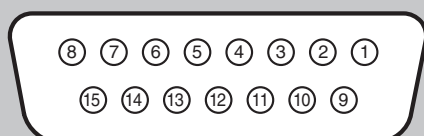
## REAR PANEL



### ① REMOTE CONNECTION CABLE CONNECTOR

Used to connect the RM-05A to the host amplifier PAM-240A/360A, PCT-610/620.

※Refer to pin number as below



Pin 1	Remote amplifier input signal hot (+)
Pin 2	Remote amplifier input signal cold (-)
Pin 3	Signal ground
Pin 4	Remote control 1 (SP1)
Pin 5	Remote control 2 (SP2)
Pin 6	Remote control 3 (SP3)
Pin 7	Remote control 4 (SP4)
Pin 8	Remote control 5 (SP5)
Pin 9	Remote control ground
Pin 10	DC +24V
Pin 11	Remote chime
Pin 12	NC
Pin 13	NC
Pin 14	NC
Pin 15	NC

# Remote Amp With Zone Selector

## SPECIFICATIONS

	RM-05A
Output Level/Impedance	1V±200mV(VR max/600Ω, BAL)
MIC Input Sensitivity/Impedance	0.8mV±0.3mV/600Ω, BAL
Frequency Response	120Hz~18kHz, ±3dB
THD	Less than 0.7%
S/N	Better than 55dB
Speaker Control Terminal & Switch	5CH
Power Source	DC 24V
Weight (Set)	800g (EXCEPT MICROPHONE)
Dimensions (Set)	194(W)×60(H)×205(D)mm

# Memo





**Inter-M Corp. (IMK)**

719, Dobong-ro, Dobong-gu, Seoul, Korea  
Overseas Sales Team

Tel\_ +82-2-2289-8141~7 Fax\_ +82-2-2289-8149 E-mail\_ overseas@inter-m.com

[www.inter-m.com](http://www.inter-m.com)

※ Design and specification are subject to be changed for the improvement of product quality without pre notice.

2015. 6. V1