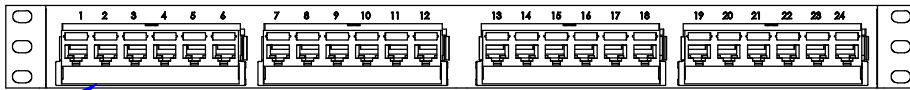
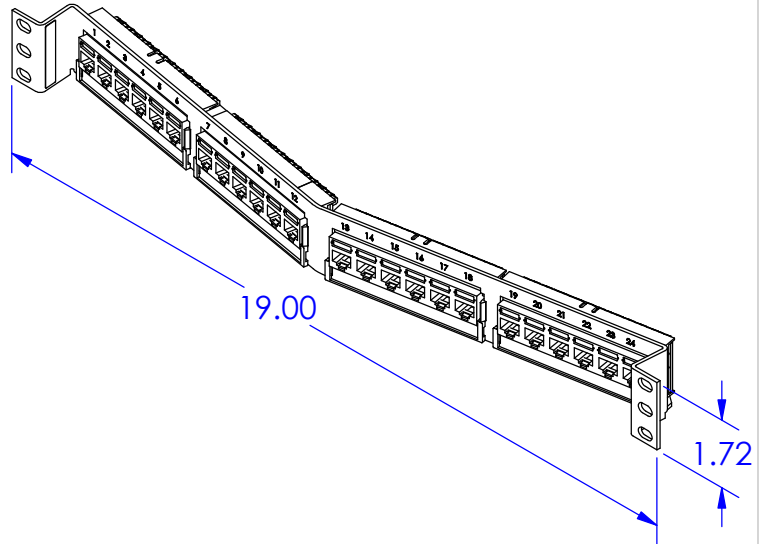


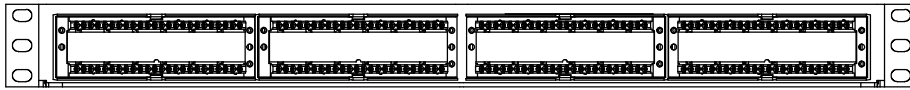
NOTES: UNLESS OTHERWISE SPECIFIED

1. ALL DIMENSIONS ARE IN INCHES.
2. INCLUDED WITH PATCH PANEL ASSY ARE
 - MOUNTING SCREW KIT
 - INSTRUCTION SHEET
 - (4)"T568A" WIRING LABELS
3. MAINTAIN PAIR TWIST UP TO POINT OF TERMINATION.



DESIGNATION STRIPS WITH PAPER COVER & CLEAR MYLAR COVER KIT OF 4 PROVIDED

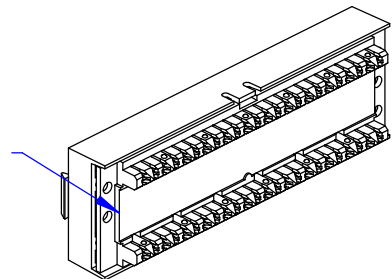
FRONT VIEW



JACKS 19-24 JACKS 13-18 JACKS 7-12 JACKS 1-6

REAR VIEW

PLACEMENT LOCATION FOR "T568A" LABEL, IF REQUIRED, TYPICAL 4 MODULES



REAR VIEW
6 PORT MODULE
SEE NOTE 3

*** NOTICE ***
THIS DOCUMENT CONTAINS CONFIDENTIAL AND/OR PROPRIETARY INFORMATION INTENDED FOR USE ONLY BY THE INDIVIDUAL(S) PROVIDED. NEITHER THIS DOCUMENT, NOR ANY INFORMATION CONTAINED HEREIN, MAY BE COPIED, DISTRIBUTED, DISCLOSED TO ANY THIRD PARTY OR USED IN ANY MANNER OTHER THAN FOR WHICH IT HAS BEEN PROVIDED, WITHOUT THE PRIOR WRITTEN CONSENT OF ORTRONICS, INC. MANUFACTURING RELEASE, PRODUCT SPECIFICATIONS AND STANDARDS ARE SUBJECT TO CHANGE WITHOUT NOTICE.



125 EUGENE O'NEILL DRIVE
NEW LONDON, CT 06320
TEL: 860-445-3800
FAX: 860-405-2990
WWW.ORTRONICS.COM

TITLE
PATCH PANEL ASSY, 24P,
TECH CHOICE, CAT 6, T568

	NAME	DATE	SIZE	CAD FILE	DWG NO	REV
DWN	RYNASKI	11/17/09	A	SPA6U24C	OR-SPA6U24	01
CHK	CAC	11/18/09	SCALE	1:4	WEIGHT	SHEET
APPR	W. DIETZ	11/18/09				1 OF 1