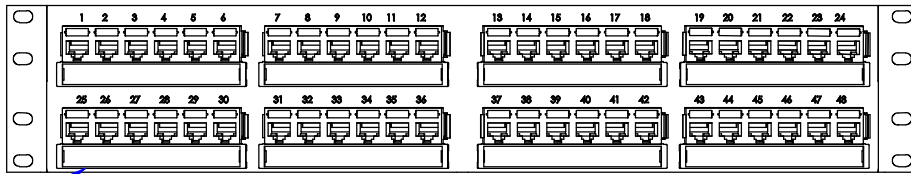
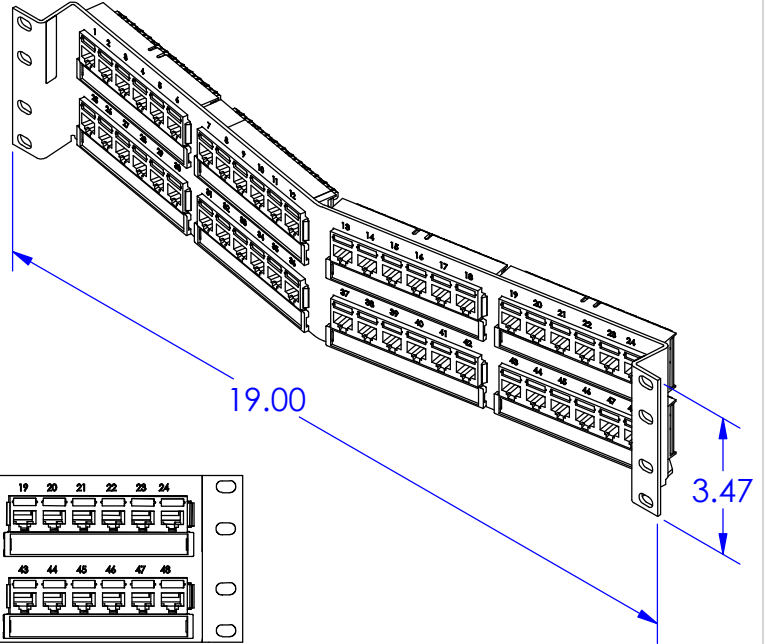


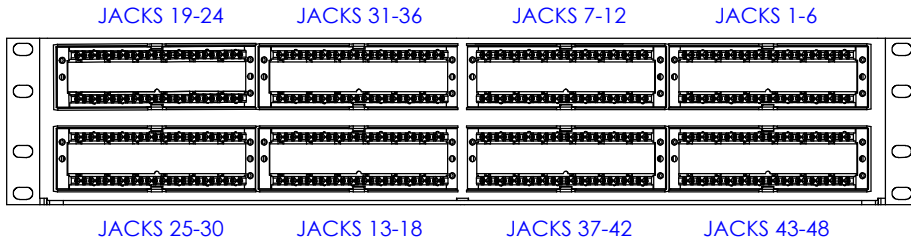
NOTES: UNLESS OTHERWISE SPECIFIED

1. ALL DIMENSIONS ARE IN INCHES.
2. INCLUDED WITH PATCH PANEL ASSY ARE
 - MOUNTING SCREW KIT
 - INSTRUCTION SHEET
 - (8)"T568A" WIRING LABELS
3. MAINTAIN PAIR TWIST UP TO POINT OF TERMINATION.



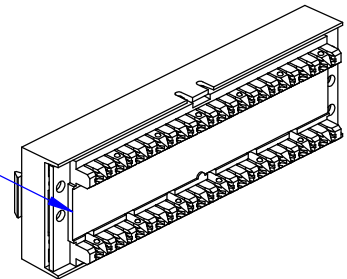
DESIGNATION STRIPS WITH PAPER LABEL
& CLEAR MYLAR COVER
KIT OF 8 PROVIDED

FRONT VIEW



REAR VIEW

PLACEMENT LOCATION FOR
"T568A" LABEL, IF REQUIRED,
TYP 8 MODULES



REAR VIEW
6 PORT MODULE
SEE NOTE 3

*** NOTICE ***
THIS DOCUMENT CONTAINS CONFIDENTIAL
AND/OR PROPRIETARY INFORMATION INTENDED
FOR USE ONLY BY THE INDIVIDUAL(S) PROVIDED.
NEITHER THIS DOCUMENT, NOR ANY
INFORMATION CONTAINED HEREIN, MAY BE
COPIED, DISTRIBUTED, DISCLOSED TO ANY THIRD
PARTY OR USED IN ANY MANNER OTHER THAN
FOR WHICH IT HAS BEEN PROVIDED, WITHOUT THE
PRIOR WRITTEN CONSENT OF ORTRONICS, INC.
MANUFACTURING RELEASE, PRODUCT
SPECIFICATIONS AND STANDARDS ARE SUBJECT
TO CHANGE WITHOUT NOTICE.



125 EUGENE O'NEILL DRIVE
NEW LONDON, CT 06320
TEL: 860-445-3800
FAX: 860-405-2990
WWW.ORTRONICS.COM

TITLE

PATCH PANEL ASSY, 48P,
TECH CHOICE, CAT 6, T568

	NAME	DATE	SIZE	CAD FILE	DWG NO	REV
DWN	RYNASKI	11/17/09	A	SPA6U48C	OR-SPA6U48	01
CHK	CAC	11/18/09	SCALE	1:4	WEIGHT	
APPR	W. DIETZ	11/18/09			SHEET	1 OF 1